

Oticon ♦ Amigo



FM Connection Guide

oticon
PEDIATRICS



Things you can do better with FM

Oticon's Amigo FM family offers not just one smart solution but several - all of which can be mixed and matched to fit your personal needs.

With Amigo you can:

- Tackle difficult listening situations - and come out on top
- Understand more clearly what classmates and teachers are saying
- Improve your communication skills
- Feel relaxed and confident around friends and family
- Participate more actively in noisy places
- Get the best out of movies, gaming and music



Amigo lets you mix and match

What more can FM offer you?

FM systems are used mostly to overcome the difficulties caused by noise and listening distance in classrooms, but in reality they can do so much more.

If you add accessories such as neckloops, headphones and cables to the basic combination of FM transmitter and receiver, you'll be able to understand better not only in school, but also at home, in a car, or in a restaurant.

This guide shows you what you can connect to your FM system, and how everyday activities such as watching TV, playing video games and listening to your radio or MP3 player can become easier and tons more fun!



Wireless ear-level receivers are small and discreet, and easy to clip onto your hearing aid¹



Oticon Vigo
+ wireless Amigo R12 receiver

Oticon Safran
+ wireless Amigo R2 universal receiver

Body-worn receivers allow you multiple options to deliver the FM signal to your hearing aids



Neckloop
Use with your T-coil

Headphones
Can be used for mild hearing losses or with in-the-ear hearing aids

DAI-connection
Direct wired connection to your hearing aids



Amigo T10
Sleek, multi-purpose transmitter with 4 built-in directional microphones



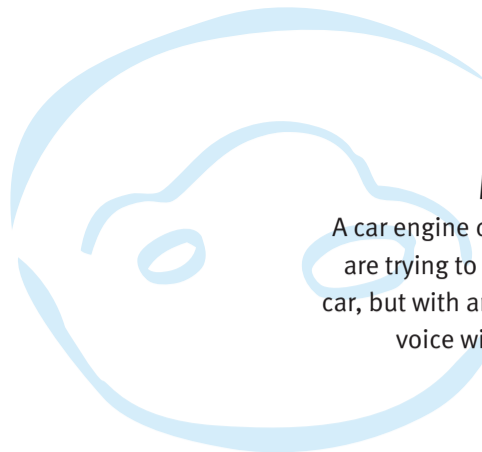
Amigo T5
The easy-to-use and cost-conscious transmitter with lapel-clip microphone



Amigo T20
Noise-reducing, programmable transmitter with lapel-clip microphone

Open here

¹⁾ Most hearing aids require an FM shoe when using an ear-level receiver.



Make driving more fun

A car engine can be a real obstacle when you are trying to understand conversation in the car, but with an Amigo transmitter the driver's voice will come through loud and clear.

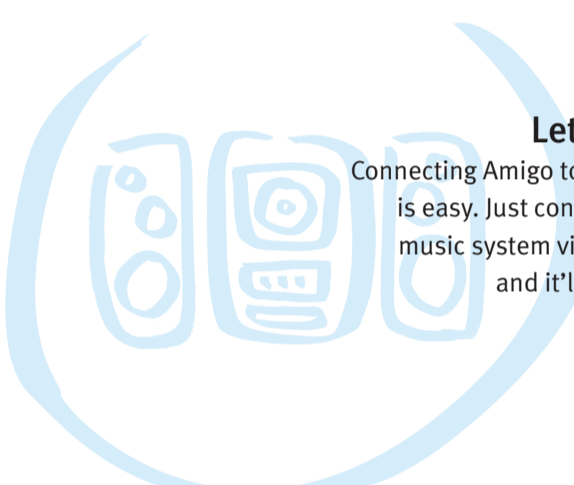
Stay on track when on the move

When you're out and about, in shopping malls or at restaurants, things can get pretty noisy. Let Amigo bring the voices closer and clearer to you so you can relax and have a great time.



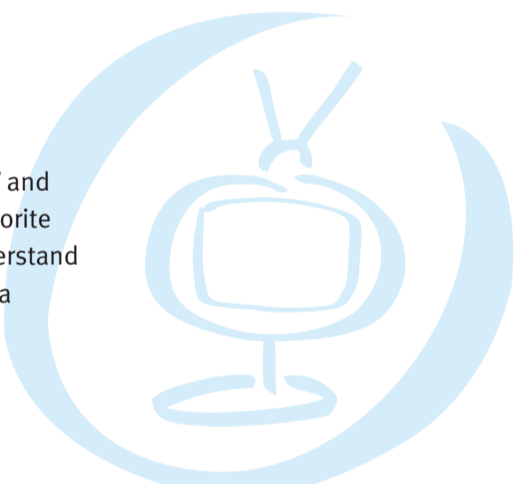
Let the music get you

Connecting Amigo to your home music system is easy. Just connect the transmitter to the music system via a simple auxiliary cable, and it'll flow directly to your ears.



Get more out of your TV

Connect an Amigo transmitter to your TV and get the full sound experience of your favorite movie or TV show. Not only will you understand more clearly – you'll be able to listen at a volume that everyone can enjoy!



Load and Play!

With your favorite video games on your TV, Amigo brings all the life-like sounds directly to you.



Do music on the move

You can enjoy music on the move by linking your MP3 player to your hearing aids.



Tap into a wider world of sound



You want to listen to:	Use this Amigo transmitter	Use these accessories	Listen with this Amigo receiver
Another person in the car, shopping, at a restaurant, etc.	Amigo T20 or T5 transmitter + microphone or Amigo T10 transmitter worn around the neck by the speaker.	None	Any wireless Amigo R1, R2, R7 or R12; or body-worn Amigo R5 receiver with neckloop or DAI cable
TV or video game	Amigo T20 or T5 transmitter + microphone or Amigo T10 transmitter with antenna	Plug 3.5mm end of auxiliary cable into AUX input jack of transmitter; then plug dual RCA plug end (red and white plugs) into TV audio jack	Same as above
Home music system	Same as above	Same as above	Same as above
Portable music device	None	Connect the 3.5mm end of the DAI cord directly to the portable music device; and the other end to the DAI shoes on your hearing aids.	None



For more information about improving clarity and connecting your hearing aids to Amigo FM, please contact your hearing care professional.